


Hamilton® Perception CFX®

Concealed Fixing Accessories on subtle clear plastic plates

The Perception CFX range of concealed fixing electrical wiring accessories with snap-on clear front plates, are cleverly designed to insert your own wall paper or alternatively the supplied template can be painted, thereby blending discreetly into the interior décor.

- Clear plate blends into décor
- Concealed fixing
- Accommodates your own choice of wall covering
- A cutting template is supplied with each electrical accessory
- Grid Fix and Eurofix options also available (see separate GRID-IT and EuroFix sections)



PC R312 SC-W



PC R212 BL-B



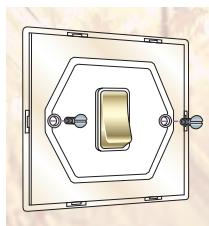
PC 1X2V BL



PC DPN SC-W



PC R22 SC-W



Step 1

Having applied the desired wall covering and cut away from the wall box aperture, insert and fix the accessory using the two screws supplied.



Step 2


Using a spare piece of wall covering that matches the pattern exactly, carefully cut out the shape of the front plate using the template supplied.

Plate Dimensions



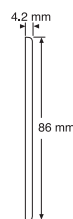
Step 3

Place the cut out piece of wallpaper into the back of the clear front plate.



Step 4

Position and snap the front plate onto the accessory backplate using the integral clips to conceal the accessory and fixing screws.



Hamilton® *fashion, finish, function and flexibility*



PC 1XTS SC-W



PC 2XTS SC-W











Concealed Fixing Touch Slave Controllers on Transparent Plates

Note: To only be used with Touch Master Dimmers

Note: Tungsten filament GU10 lamps must be branded and with a fused base.

Note: When using mains voltage halogen lamps - dimmers should be de-rated by 25%.

Note: When using mains voltage halogen load transformers - maximum rating is 210VA.

Insert Finish	Insert Surround Colour				
		1 gang Multi-Way Touch Slave Controller Nominal Plate Size: 86 x 86 mm Min. Wall Box Depth: 35 mm Technical Insert Reference: 1XTS Product Code	2 gang Multi-Way Touch Slave Controller Nominal Plate Size: 86 x 86 mm Min. Wall Box Depth: 35 mm Technical Insert Reference: 2XTS Product Code	3 gang Multi-Way Touch Slave Controller Nominal Plate Size: 146 x 86 mm Min. Wall Box Depth: 35 mm Technical Insert Reference: 3XTS Product Code	4 gang Multi-Way Touch Slave Controller Nominal Plate Size: 146 x 86 mm Min. Wall Box Depth: 35 mm Technical Insert Reference: 4XTS Product Code
Bright Chrome Bright Chrome 	White Black	PC 1XTS BC-W PC 1XTS BC-B	PC 2XTS BC-W PC 2XTS BC-B	PC 3XTS BC-W PC 3XTS BC-B	PC 4XTS BC-W PC 4XTS BC-B
Satin Chrome Satin Chrome 	White Black	PC 1XTS SC-W PC 1XTS SC-B	PC 2XTS SC-W PC 2XTS SC-B	PC 3XTS SC-W PC 3XTS SC-B	PC 4XTS SC-W PC 4XTS SC-B
Polished Brass Polished Brass 	White Black	PC 1XTS PB-W PC 1XTS PB-B	PC 2XTS PB-W PC 2XTS PB-B	PC 3XTS PB-W PC 3XTS PB-B	PC 4XTS PB-W PC 4XTS PB-B
Satin Brass Satin Brass 	White Black	PC 1XTS SB-W PC 1XTS SB-B	PC 2XTS SB-W PC 2XTS SB-B	PC 3XTS SB-W PC 3XTS SB-B	PC 4XTS SB-W PC 4XTS SB-B
Antique Brass 	Black	PC 1XTS AB-B	PC 2XTS AB-B	PC 3XTS AB-B	PC 4XTS AB-B
Black Nickel 	Black	PC 1XTS BK-B	PC 2XTS BK-B	PC 3XTS BK-B	PC 4XTS BK-B